

Support for managing the crisis

COVID-19 and official statistics



[Home](#) [Support for managing the crisis](#) [Social and demographic statistics](#) [Economic statistics](#) [Cross-cutting and managerial issues](#) [Related initiatives](#)

CES Recommendations

Ongoing and upcoming activities

Country practices

Share your experience

Resources

- [CES Recommendations on the Role of Official Statistics in Measuring Hazardous Events and Disasters](#)
- [Strategic Communication Framework, phase 1](#) (Chapter 2, section 2.2 Guidelines to develop a crisis and issue management strategy)
- [Guidelines on Risk Management Practices in Statistical Organizations](#)

Related initiatives

- [ESCAP Disaster-Related Statistics Framework](#)

CES Recommendations on the Role of Official Statistics in Measuring Hazardous Events and Disasters

In June 2019, the Conference of European Statisticians (CES) adopted the [CES Recommendations on the Role of Official Statistics in Measuring Hazardous Events and Disasters](#), which:

- Clarify the role of national statistical offices (NSOs) and other members of national statistical systems (NSSs) in providing information related to hazardous events and disasters, and
- Identify practical steps to better support disaster risk management efforts in coordination with national agencies responsible for disaster risk management.

Chapter 5 of the CES Recommendations provides a list of potential contributions of NSS to each phase of disaster risk management, including the phases of disaster response and recovery. This provides NSOs with **guidance to address the current emergency situation** (disaster response phase) with official statistics (e.g. on the geographical distribution of population at risk) and to **plan specific activities that will be needed at the end of the crisis** (for example specific surveys to measure disaster impacts). This chapter also recommends a set of basic statistics ("emergency data kit") which should be kept up-to-date and easily accessible in case of a disaster. The emergency data kit requires clarified procedures regarding the handling of data confidentiality, small scale-analysis, integration with other information etc. to be used in emergency situations without delay.

In the CES Recommendations, you will also find **practical examples** for:

- Using official statistics available in disaster-risk management while maintaining statistical confidentiality,
- How NSOs could contribute to data analysis and communication with policymakers, media and public, etc.

[Top of the page](#)

Activities

Previous:

During the [69th plenary session of the Conference of European Statisticians \(CES\) \(23-25 June 2021\)](#) the chief statisticians of all CES member countries discussed:

- **Post-COVID: sustaining organizational and product innovation in NSOs - Innovation in national statistical offices products and activities.**
- **Post-COVID: sustaining organizational and product innovation in NSOs - Innovation in national statistical offices organisation and working arrangements**

During the [68th plenary session of the Conference of European Statisticians \(CES\) \(22-24 June 2020\)](#), the chief statisticians of all CES member countries, will discuss:

- **Impact of COVID-19 crisis on official statistics** - jointly with the OECD Committee for Statistics and Statistical Policy (OECD CSSP):
 - Data stewardship – new roles of NSOs in the changing world (organized by UNECE)
 - Impact of Covid-19 crises on business continuity of official statistics (organized by OECD)
- **Sharing experience in implementing the CES Recommendations and Using geospatial data and tools for measuring COVID-19 impact** - jointly with UN-GGIM:Europe

Ongoing:

- UNECE Task Force on Measuring Hazardous Events and Disasters, which developed the [Recommendations](#), is working under a renewed mandate to support NSOs in contributing to managing the current emergency situation
- The Task Force is collecting the practical experience of NSOs in addressing the current and anticipated information demand, and how they deal with major challenges.

Upcoming:

The Task Force will publish case studies on how NSOs respond to COVID-19 and develop core indicators on hazardous events and disasters.

[Top of the page](#)

Country practices

In addition to continuing their normal operations under very difficult circumstances, NSOs carry out new or unusual activities that help the government and the public to deal with the crisis. This collection of practices aims to help NSOs learn from each other, prepare for the recovery phase and improve the use of official statistics in disaster risk management in the future.

The following table includes **examples of NSOs of Albania, Australia, Canada, Colombia, Croatia, Estonia, Finland, France, Germany, Ghana, Ireland, Italy, Lithuania, Malaysia, Mexico, Netherlands, New Zealand, Romania, Republic of Korea, Republic of Moldova, State of Palestine, Sweden, Turkey and the United Kingdom.**

Challenges related to the regular production of official statistics, e.g. because staff working from home, difficulties to carry out interview-type surveys etc., can be found in other sections of this platform.

Please use the filter tool to select countries or categories that are of interest for you. The information can be downloaded in various formats.

The main sources of information are: (1) a special survey carried out by the *UNECE Task Force on Measuring Hazardous Events and Disasters* (and follow-up communication with NSOs), (2) the [UNSD COVID-19 response website](#), (3) NSOs' websites (4) information provided directly by NSO and (5) [UN-DESA-WB Global COVID-19 survey of National Statistical Offices](#). For updates and adding of information please contact [Michael Nagy](#).

#	Country	Category	Title and link	Description	Source	Date added
1	Australia	Improving data fitness	ABS exploring new data sources to inform official statistics in response to COVID-19	<p>The ABS is exploring administrative and transactions data from the public and private sector to inform official social and economic statistics in response to COVID-19. Data from major banks will be used for six months to inform official statistics in response to COVID-19, after which arrangements will be reviewed. Data received will not contain information about individuals, will only be accessed by ABS staff and will not be shared with anyone outside the ABS.</p> <p>The ABS is also assessing the feasibility of using energy consumption data, communication and internet usage data to inform official statistics.</p> <p>New data sources are already generating extremely valuable insights. The ABS is now publishing fortnightly information about Australian jobs and wages utilizing data sourced from the ATO's Single Touch Payroll system.</p>	3	05-Aug-20
2	Belgium	Dissemination	COVID-19 - STATBEL DATA	<p>Statbel, the Belgian statistical office, collects the results of various statistics. These are frequently requested figures related to the spread of the coronavirus (COVID-19) in Belgium. We regularly publish here new analyses and specific figures on the employment, population and economy.</p>	5	05-Aug-20

3	Bulgaria	Dissemination	COVID-19 portal	National Statistical Institute of Bulgaria has launched a new rubric COVID-19. There are presented the statistical data relating to the economic and social consequences of the spread of coronavirus. The information is presented in tables, graphs, cartograms and infographics.	5	06-Aug-20
4	Canada	Dissemination	COVID-19 portal	Latest information products that helps to shed light on the key economic trends and social challenges related to the COVID-19 crisis.	2	17-Apr-20
5	Canada	Dissemination	Interactive tool: Canadian Economic Dashboard and COVID-19	The dashboard includes 16 indicators from a range of monthly data programs—real gross domestic product, consumer prices, the employment rate, merchandise exports and imports, retail sales, hours worked, manufacturing sales, air and railway transportation, and travel. The dashboard will be updated as new data and analysis become available. These will include short explanatory texts that summarize and highlight effects specific to provinces and industries. More indicators may be added to the dashboard to provide additional timely measures and a more comprehensive picture of the rapidly-evolving situation.	3	17-Apr-20
6	Canada	Dissemination	Canada COVID-19 Situational Awareness Dashboard	Dashboard of Covid-19 cases in Canada. Statistics Canada is providing its considerable geo-spatial expertise to respond to pressing information requests for geo-enabled data coming from various federal partners and first responders monitoring and intervening directly in the field during the COVID-19 crisis. This work will facilitate access to geo coding and mapping of relevant socioeconomic information. This work involves working with Natural Resources Canada, Public Health Agency of Canada (PHAC) and Public Safety Canada, to build dashboards and portals for PHAC to help them disseminate socio-economic and health data, and information from their epidemiologists to other federal departments, and health agencies at the provincial, territorial, and local levels. See also Daily press release: https://www150.statcan.gc.ca/n1/daily-quotidien/200330/dq200330b-eng.htm	2	17-Apr-20
7	Canada	Data collection	Crowdsourcing: Impacts of COVID-19 on Canadians	The crowd-sourcing online questionnaire collects data on the current economic and social situation, as well as on people's physical and mental health, to effectively assess the needs of communities and implement suitable support measures during and after the pandemic. In order to implement this survey rapidly, the survey is conducted online only. Respondents are also asked if they would like to volunteer to participate in the Canadian Perspectives Survey Series (CPSS).	2	17-Apr-20
8	Canada	Data collection	Canadian Perspectives Survey Series 1: Impacts of COVID-19	Report and infographic of results for the period between 29 March and 3 April. More than 4,600 people in the 10 provinces responded to this survey between March 29 and April 3. The CPSS involves creating a pool of people who agree to complete about six very short online surveys over a period of one year (about one every two months). The CPSS aims at understanding social issues more rapidly, while reducing the cost of collecting data.	2	17-Apr-20
9	Canada	Data collection	Web panel survey on the impacts of COVID-19	Statistics Canada launched a web panel survey from 29 March to 3 April 2020 and covered topics on the impacts of COVID19 on Canadians with a reference period that covered 22—28 March 2020. Participants consisted of a web panel of Canadians living in all 10 provinces. The first release from the web panel survey was on April 8 and can be found here. Other iterations of this survey will take place as necessary.	2	17-Apr-20
10	Canada	Analytical work	Modelling and surveillance support	Statistics Canada will respond to pressing information requests mostly coming from Public Health Agency of Canada (PHAC) by providing expertise and consultative services in the area of modeling and microsimulation to support PHAC work in the area of projections. PHAC has already been engaged on this front and are considering options. Numerous projects utilizing Statistics Canada microsimulation capacity and its data science expertise are under consideration.	2	17-Apr-20
11	Colombia	Dissemination	Geoport on vulnerable population and health infrastructure (geovisor con el Índice de vulnerabilidad)	Set up in the context of the pandemic to present in form of an interactive map, to show where the population is, which, due to its demographic characteristics and health condition, may have more complications if catching COVID-19. It also shows the location of health centers.	3	20-Apr-20
12	Estonia	Analytical work	Mobility analysis during pandemics	Analysis of mobility patterns change since the travel restrictions were implemented in Estonia	3	06-Aug-20
13	Finland	Dissemination	Analysis of economic situation during COVID-19 crisis: Statistics Finland offers data and competence to situation room established by Helsinki GSE (8 April 2020)	The Helsinki Graduate School of Economics GSE has established a situation room focused on analysing the economic situation together with VATT Institute for Economic Research and Statistics Finland. The aim is to provide a view of economic development during the coronavirus crisis with the help of the situation room analyses.	2	17-Apr-20
14	Finland	Dissemination	Increasing release schedule and providing new data: 6 April 2020 Corona situation report	Statistics Finland aims to accelerate the release schedule of statistics important from the viewpoint of emergency conditions and to publish information supplementing normal statistics production in the form needed by users.	2	17-Apr-20
15	France	Analytical work	COVID-19 health crisis - economic, demographic and societal impacts	During the COVID-19 health crisis, all life aspects were impacted - INSEE presents a compilation of analyses from economic, demographic and societal perspective.	5	06-Aug-20

16	Germany	Dissemination	High priority to the production of short-term economic statistics	NSO does not collaborate directly with national agencies or institutions to manage the pandemic. The main activity is providing specific data (economic, social, territorial) and to publish specific statistics and indicators. The focus of work is on essential statistics: The Federal Statistical Office of Germany gives high priority to the production of short-term economic statistics, such as GDP, the consumer price index and unemployment rate. We also disseminate our fastest economic indicator: the truck-toll-mileage index (nine days after the reference month). In addition, NSO disseminated experimental data on consumer behaviour encompassing selected products, such as toilet paper, sanitary articles or flour.	1	20-Apr-20
17	Germany	Planned activities	Special page on the effects of the COVID-19 pandemic and press work (in German)	The effects of the COVID-19 pandemic are directly visible in many economic indicators over the following month, possibly years. Besides the economic indicators, other statistics can give further relevant structural information in reference to the COVID-19 pandemic (especially health statistics). For January and February 2020, effects of the COVID-19 pandemic are seen, if at all, only with regard to individual countries (e.g. exports to China). However, first disruptions caused by the COVID-19 pandemic are expected for March and April 2020. To reflect the effects of the COVID-19 pandemic in official statistics, the Federal Statistical Office of Germany has initiated the following measures as a first step: 1. Special page on the effects of the COVID-19 pandemic Starting from 6 April 2020, the relevant short-term economic indicators are presented on a special page. Furthermore, these are continuously updated. However, many effects will not be visible until mid-April/Mai at the earliest. 2. Press work on the effects of the COVID-19 pandemic From now on, all standard press releases for the first dissemination of statistics are checked on whether effects of the COVID-19 pandemic are visible and in case a paragraph will be added. Special focus is placed on relations with particularly affected countries (e.g. foreign trade, tourism, transport). Many statistics provide structural information that form an important basis for political decisions in connection with the COVID-19 pandemic. The Federal Statistical Office of Germany monitors the media coverage. It will provide contextual information wherever possible in order to objectify discussion. Please note: The Federal Statistical Office of Germany does not collect realtime data on novel COVID-19 virus infections. 3. Press conference on the effects of the COVID-19 pandemic A press conference on the economic impact of the COVID-19 pandemic is planned for early/mid-May. Currently, it is being assessed whether a press conference can be organised via livestream.	1	20-Apr-20
18	Germany	Lessons learned	Main lessons learned	<ul style="list-style-type: none"> • Close data gaps and provide information important for the crisis • Strengthen Digitalisation • Rebalance timeliness and accuracy • Transparent communication • Be quicker: extension of Nowcasts / Flash estimates 	1	20-Apr-20
19	Germany	Analytical work	Structures of the German labor market in the light of the COVID 19 pandemic	The measures introduced in Germany and worldwide to contain the COVID-19 pandemic have far-reaching effects on economic activity. Because of the "lockdown", the production of goods is reduced and fewer services can be offered. For employed people, this means that they work less or not at all for an indefinite period, for example as short-time workers. Many people are likely to lose their jobs. In contrast, there are areas, such as healthcare, in which a considerable increase in the workforce can be expected.	5	06-Aug-20
20	Ghana	Dissemination	COVID-19 Monitoring Dashboard	Dashboard with COVID-19 cases and data on vulnerable population groups, access to sanitation and health facilities	2	17-Apr-20
21	Ghana	Data collection	Press release: New data methods are helping the Government of Ghana fight COVID-19	How Ghana Statistical Services (GSS), Vodafone Ghana, and the Flowminder Foundation are using innovative data science techniques to support the government's response against COVID-19.	2	17-Apr-20
22	Ghana	Analytical work	Mobility analysis to support the Government of Ghana in responding to the COVID-19 outbreak using mobile phone data	Initial insights into the effect of mobility restrictions in Ghana using anonymised and aggregated mobile phone data	2	17-Apr-20
23	Ireland	Dissemination	Ireland Coronavirus (COVID-19) Dashboard, Datasets and other sources of information	Portal providing open access to up-to-date data on COVID-19 in Ireland, including datasets in linked-open-data format and visualisations, as well as other relevant information resources. The Office of the Chief Medical Officer (CMO), has formed the Irish Epidemiological Modelling Action Group (IEMAG), chaired by Prof Philip Nolan of Maynooth University, to monitor and model the outbreak of COVID-19 in Ireland. The IEMAG report directly to the National Public Health Emergency Team (NPHE). In response to the Coronavirus disease (COVID-19) outbreak, the Central Statistics Office (CSO) in collaboration with Ordnance Survey Ireland (OSI), the Department of Housing, Planning & Local Government (DHPLG) and the All Island Research Observatory (AIRO) in Maynooth University, along with Esri Ireland as technical partners, rapidly developed a National Covid-19 Data Hub on the GeoHive platform. GeoHive was identified as the State's geospatial data platform in the Public Service Data Strategy 2019 – 2023. For this particular action this work has been designated as the GeoHive Covid19 Response Coordination Group, (GH-COVID19-RCG). The Group is part of the IEMAG. The National Covid-19 project partners use best practice methodologies and governance structures to ensure the appropriate overall management of the project and its data.	1	27-Apr-20
24	Ireland	Dissemination	COVID-19 Information Hub	The information hub reports on the changing state of aspects of Ireland's economy and society since the COVID-19 outbreak. The statistics have been sourced from a broad range of sources including the Central Statistics Office, the Central Bank of Ireland, other Government Departments and bodies and international sources. The source for all data presented on this information Hub is acknowledged and we thank all data providers for their support.	3	06-Aug-20

25	Italy	Analytical work	ISTAT - COVID-19 pandemic's impacts from various perspectives	<p>Official statistics are fundamental for measuring the evolution of economy and society; their production and dissemination at the service of institutions, policy-makers, families and businesses, therefore, cannot be stopped, but need to be rethought to be ready to provide the country with all necessary answers, and above all to support and monitor the future country's recovery.</p> <p>Istat has long invested in dematerialisation and can therefore ensure full operation of its databases and accessible online services.</p> <p>The extraordinary measures and temporary provisions implemented by Istat are described in this page, along with clarification on the continuation of surveys and service information.</p>	5	06-Aug-20
26	Liechtenstein	Dissemination	Special COVID-19 page	On a special page, the Office for Statistics publishes selected statistical information on the current economic and social situation in relation to the COVID-19 pandemic. For this purpose, no additional data were collected, but existing pandemic-specific evaluations or reference is made to existing tables that are of particular interest in connection with the pandemic.	3	06-Aug-20
27	Latvia	Dissemination	Socio-economic indicators of the emergency situation	Statistics Latvia presents a compilation of socio-economic indicators to characterize the emergency situation in the country.	5	06-Aug-20
28	Lithuania	Dissemination	COVID-19 Monitoring Dashboard	A set of interactive maps with virus-relevant information on hospitals, doctors, population by age and sex and region and integrated UN and LT monitoring of the virus information	2	17-Apr-20
29	New Zealand	Analytical work	Provisional indications – effects of coronavirus outbreak on New Zealand trade with China	New Zealand's daily trade from 1 February to 25 March 2020, comparing 2020 values with those from previous years to show the potential impacts of COVID-19 since its outbreak in late 2019.	2	17-Apr-20
30	State of Palestine	Analytical work	Press Release of Corona Crises losses	Economic forecasts for 2020 in light of the current outbreak of the Coronavirus	2	17-Apr-20
31	State of Palestine	Dissemination	Summary of consultation on effects of the COVID-19 on women in Palestine	A Summary of Statistical Indicators on Women in Palestine during the COVID-19 crisis	2	17-Apr-20
32	Sweden	Dissemination	Coronavirus (COVID-19) portal	Dedicated portal with news and statistics on the spread and effects of COVID-19, including (1) News and statistics on how the spread of the corona virus affects society; (2) information to respondents of surveys.	2	17-Apr-20
33	United Kingdom	Dissemination	Coronavirus (COVID-19) portal	<p>All COVID-19 related statistics and a blog on the latest work, for example:</p> <ul style="list-style-type: none"> • Estimates of deaths from COVID19 – weekly, monthly, excess deaths (project with DHSC), risk factors, pre-existing health conditions • New online social and opinion survey – onto wave 3, results published every Thursday; analysis on disability, young people, vulnerable people, other groups • New online business survey – onto wave 2, results published every Thursday; rates of furloughing, impacts on business turnover, etc. • New online Labour Market Survey to supplement the Labour Force Survey, including COVID-19 questions • Exploring potential of high frequency consumer spending data • Weekly price index and stock availability for high demand items • Considering implications/risks to data collection and fieldwork (including International Passenger Survey) • Data Science Campus working with data from telecoms providers to assess trends in movement and footfall • Working with HMRC on earlier indications of employment and earnings trends, using PAYE Real Time Information • Characteristics of workers and impacts on the labour market – key workers, self-employment, home-working, technology, risk of infection, etc. <p>Over half of all traffic to the ONS website is searching for the statistics on deaths due to coronavirus. We've published new analysis about this in the past week, showing that in March over 90% of deaths involving COVID-19 had an underlying health condition.</p> <p>The weekly Faster Indicators included results from the new weekly Opinions and Lifestyle Survey, with questions about the impact of coronavirus on people's lives. Just over half of adults said the coronavirus was affecting their well-being.</p>	1	20-Apr-20
34	United Kingdom	Dissemination	Counting deaths involving the coronavirus (COVID-19)	Introduction to the provisional figures published on 31 March, explaining why the different ways of counting used across the government give different answers.	2	17-Apr-20
35	United Kingdom	Analytical work	Coronavirus (COVID-19) roundup	Latest data and analysis related to the coronavirus (COVID-19) pandemic and its impact on the UK's economy and society.	2	17-Apr-20
36	United Kingdom	Analytical work	Coronavirus and the social impacts on Great Britain Statistical bulletins	New indicators from the ONS Opinions and Lifestyle Survey to understand the impacts of the coronavirus (COVID-19) pandemic on people, households and communities in Great Britain.	2	17-Apr-20
37	United Kingdom	Improving data fitness	Ensuring the best possible information during COVID-19 through safe data collection	Note discussing ONS response to the COVID-19 crisis and its approach to ensure the government has the information it needs to manage the UK's response to the pandemic.	2	17-Apr-20

38	United Kingdom	Improving data fitness	Top tips for quality assuring urgent pieces of ad-hoc statistical analysis	This note provides advice on how to conduct quality assurance of ad-hoc analyses of official statistical data, with a quick turnaround, to answer specific questions in situations when time and resources are limited.	2	17-Apr-20
39	United Kingdom	Challenges	Biggest challenges at the moment	Some key challenges include: <ul style="list-style-type: none"> • Access to and dissemination/sharing of new data sources; • Coordination of statistical outputs within government; • The pressure placed on human resources to deliver analysis at pace while working remotely 	1	20-Apr-20
40	Turkey	Dissemination	Main focus of current NSO work to support managing the pandemic	TurkStat is not involved in managing the pandemic directly, but it meets the data requests of public institutions and universities related to pandemic. Population statistics with very detailed geographic breakdown (detailing quarters or even streets) are provided to public institutions (Ministry of Health, local governments, etc.) without suppression. Requested social data is mostly on elderly and child population which are under curfew except for some special cases because of pandemic. Data are provided on both person and household level for requested geographic level. Moreover, works are ongoing to prepare a report which covers every kind of statistics related to COVID-19.	1	20-Apr-20
41	Turkey	Data collection	Questions added to the Labour Force Survey	To determine the possible impacts on the labour market, a few modular questions were added to the Labour Force Survey (LFS) as of April 2020. Together with these questions added to the LFS, it is planned to estimate the size of people who are employed but who are on paid or unpaid leave, started working from home, changed working hours, quitted the job due to the epidemic or not looking for a job due to the epidemic.	1	20-Apr-20
42	Turkey	Dissemination	Statistical tables to be prepared for publishing at the NSO webpage	Statistical tables on COVID-19 pandemic are planned to be prepared for publishing on TurkStats webpage focusing on statistics that could be beneficial for decision makers, researchers and general public, for example: <ul style="list-style-type: none"> • Proportion of child population and elderly population in selected countries, • Number of households with individuals aged 65 and over by provinces, • Average size of households by provinces, time distribution in household and family care by sex and employment status, • Persons responsible for the day care of kids by SR Level 1 and three major provinces, • Persons responsible for household chores by SR Level 1 and three major provinces, • Time distribution in household and family care by sex and employment status, • Values and persons as source of happiness of elderly people, • The number of elderly people living alone (in order to make social aids), • The number of households with children under a specific age and working in public sector (in order to create a working structure (work from abroad etc.) that ensures society's health as well as performing current works, • Age structure of the country (to determine part of the risk groups), • Type of the households (to determine expansion capacity of the infection) 	1	20-Apr-20
43	Mexico	Dissemination	Providing data to Government for crisis management	INEGI has been working together with the Federal Government and the National General Health Council to provide data required from different government offices and keeping in mind the health of its personnel. INEGI data has been used to implement contingency plans for the outbreak of the disease: <ul style="list-style-type: none"> • National database of private hospitals and clinics - for the Government to contact them and invite to join the National Hospital Reconversion Plan. • Data on elderly people (over 60), so that local Governments will be prepared. 	1	20-Apr-20
44	Mexico	Challenges	Biggest challenges at the moment	Currently, the biggest challenge faced by INEGI is its ability to collect high-quality and comparable statistics useful for monitoring the economic, health and public safety situation in the country. Considering that most data collection efforts are based on face-to-face interviews, current public health measures have imposed additional difficulties within the data production cycle. This situation is expected to last even weeks after the critical phase of the pandemic is over, given the fact that institutions will devote human and financial resources to solve unavoidable economic and social problems. It is expected to have a slowdown in public administration that may last for the rest of the year. Consequently, INEGI is seeking alternative methods for data collection: it is necessary to implement protocols that allow information to be collected without the need to risk the health of interviewers and informants. Yet this shift may cause comparability and precision issues. In other words, whilst disseminating statistics in a moment like this is crucial for decision-making purposes, field and government conditions will most likely have an impact on the quality and comparability of the data provided. For the next stage, one of the main challenges is to generate the conditions to give continuity to the historical series of statistical information. Due to this situation, clarifying notes will have to be included in the results reports regarding the effects of altering information collection periods, and altering the design of probabilistic survey samples. Thus, NSO will need to communicate in the most transparent and comprehensible way possible, the limitations and drawbacks of the data provided. In particular, in the case of Sociodemographic Statistics, the challenges we face now in order to give continuity to the work of the Directorate are: <ul style="list-style-type: none"> • Designing tools to assign work at home to Census 2020 staff, including coverage verification from satellite images and the revision of addresses for sending invitation letters for self-enumeration via Internet or by telephonic interview in those dwellings with non-response status for the Census 2020. • Redesign and planning of the verification process and the stages of the Census 2020 that were cancel, however, the task is complicated by the uncertainty of the dates to return to normal activities. • Self-registration via the Internet has been promoted in those dwellings that maintain non-response status for the Census 2020; however, the response rate has been low, remaining below 10 percent. • To train and equip staff with the necessary instruments to carry out telephone interviews in the dwellings in the Labour Force Survey sample where a telephone number is available; and plan telephone interviews by means of invitation through letters in those dwellings where a telephone number is not yet available. 	1	20-Apr-20
45	Mexico	Challenges	Biggest challenges anticipated for the next phase	<ul style="list-style-type: none"> • To soften the impact on the results of the statistical information; it is not only a question of the non-existence of information during the period that the confinement is maintained, but also a possible effect is foreseen as a consequence of a higher non-response rate, the alteration of historical comparability, or the loss of coverage and accuracy. • Generate the necessary and historic indicators during the confinement phase. • Generate a short employment questionnaire in order to know the impact of the COVID-19 pandemic in the labor market. • A retrospective survey is being considered in order to gain a clearer understanding of the effects of COVID-19 on the labor market; this will be a challenge in every sense since it implies the deployment of human, financial and technological resources for its implementation. 	1	20-Apr-20


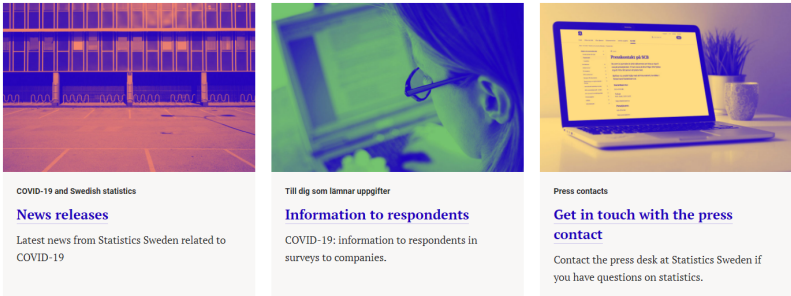

46	Mexico	Planned activities	Specific activities planned for the recovery phase	<p>There are activities that have already been developed from this phase and will need to be maintained in the next phase in order to make the transition back to traditional means of information gathering, to ensure that the information currently being collected maintains the necessary quality and reflects the effects of the COVID-19 on population and economy. Normal activities for the generation of statistics will take even longer after the end of the confinement. It will take a while to regain the confidence of the population to establish face-to-face interaction with enumerators so a staggered return to regular activities is calculated.</p> <ul style="list-style-type: none"> Some activities that were already carried out before the pandemic by the COVID-19 and that have now been strengthened as primary sources for generating information such as the application of Small Area Estimation techniques. This model has some limitations, but it will be useful to generate statistics to know the impact of the pandemic. In the case of starting with short employment interviews via telephone that allow for capturing the impact of the COVID-19, mainly in the labor market, these should be maintained for a certain period of time to guarantee their quality and planned coverage. It will probably be necessary to maintain the remote verification of the selected Census dwellings even after the confinement stage, since a higher non-response rate is estimated by the informants due to the persistent fear of contagion. <p>Regarding government information, given the uncertainty generated by the behavior of the contingency in the country for the near future, various scenarios are being considered to best conclude the projects that were underway, as well as those scheduled to begin shortly. These scenarios contemplate the postponement of the information collection stages, the reduction of samples and the implementation of telephone interviews that replace those traditionally carried out face-to-face.</p> <p>INEGI is in touch with government personnel via email, telephone, or other means. Compared to previous data collection cycles, specific Government Censuses will be collected via web-based platforms, allowing multiple users to upload their data simultaneously. An additional action is to analyze and present to the public relevant information regarding the institutional capabilities of federal, state, and municipal governments to cope with the pandemic and its aftermath.</p>	1	20-Apr-20
47	Mexico	Lessons learned	Main lessons learned	<p>For INEGI many lessons have been learned. Mainly, even though protocols have been developed to work remotely in the face of catastrophic events such as earthquakes or fires, they have not been enough, because they do not include the entire chain of information production. Specifically, the protocols developed do not contemplate personnel who are on the streets collecting information.</p> <p>In the scientific field, the exploration of alternative methodologies has remained stagnant in the experimental field and there has been no opportunity to implement sampling schemes or alternative collection methodologies. As it has already been mentioned, there are some experiments with small-area-estimation models, gathering information via telephone or online. However, it will take a few years for these schemes to be formally considered in the generation of statistical information.</p> <p>In this sense, this pandemic has forced the institution to reflect upon the usual strategies to gather information. It has prompted the need to consider innovative strategies to conduct statistical exercises given the vulnerability of the traditional methods. On the other hand, this crisis has made evident the need to gather specific information regarding the institutional capabilities of governments to deal with major crises. It is an opportunity to deliberate on what information is more relevant to guide public policy decisions at the federal, state and municipal levels.</p> <p>INEGI needs to be prepared and to foresee atypical data collection environments. Every statistical program will need to device alternative action plans along with a strong communication strategy. This situation invites us also to reflect on INEGI's capabilities for quickly responding to data demands as well as to the type of contents that are most needed for official and public audiences. We also think that inter-institutional coordination is needed to deal with requests for information in an emergency of this type. In other words, the information has been requested according to the needs of the institutions and what the statistical office itself has considered important to share, but it would be appropriate to establish a protocol for orderly and expeditious attention in these cases.</p> <p>In summary, we can advise the following actions to be considered from this experience of the pandemic:</p> <ul style="list-style-type: none"> Strengthen the generation of statistics from administrative records. To have a sampling frame of telephone numbers so that in case interviews need to be done remotely, they are nationally representative. We need to generate geo-referenced information for vulnerable populations such as indigenous people, Afro-Mexicans, the street population and the elderly. We need to educate the population in terms of statistical culture in order to strengthen the remote means to generate statistics (Internet, telephone). 	1	20-Apr-20
48	Estonia	Analytical work	Press release: people stay in one location 20 hours per day on average (9 April 2020)	<p>Statistics Estonia is carrying out analysis of how well the #stayhome rule is followed using mobile positioning data (in cooperation with the main mobile operators). A related news release from 9 April is here (people stay in one location 20 hours per day on average). There is also a description of methodology.</p>	3	21-Apr-20
49	Mexico	Planned activities	Survey on the economic impact generated by COVID-19 in companies	<p>INEGI is preparing a "Survey on the Economic Impact Generated by COVID-19 in Companies". The objective of this survey is to produce qualitative indicators on the health and operational effects on companies of the main economic sectors. The results will be released to the general public in order to contribute to decision-making.</p>	1	24-Apr-20
50	Ireland	Dissemination	Internal version of the National Covid-19 Data Hub	<p>The internal version of the National Covid-19 Data Hub contains additional data, some of it sensitive. This internal site is only accessible in a secure manner by authorised individuals.</p> <p>Some examples of the data on this internal hub are:</p> <ul style="list-style-type: none"> Hospital admissions and discharges, by date, age and gender of patients. ICU beds - occupied, by age, gender, dates of admission and discharge of patients, and this data is available for each hospital in Ireland. Infections reported by geography (Census Electoral District (ED)), date, age, and gender. Testing, dates of referral, test, lab results. Also the geography, ED, of the individuals tested. Throughput of testing labs by date. <p>CSO has sourced these data from our Health Service Executive through our Statistics Act (1993).</p>	1	27-Apr-20
51	Romania	Data collection	Data collection for ad-hoc researches to measure the impact of the health crisis	<p>INS Romania has carried out ad-hoc researches, in order to measure the impact of the health crisis on the economy:</p> <ul style="list-style-type: none"> The first, carried out in the first days after the outbreak of the pandemic, aimed at assessing the impact of the health crisis on the economy starting from applying a questionnaire to the statisticians of the Territorial Statistics Directorates. Over 800 respondents gave a first picture on the size of the economic catastrophe that was about to occur in March and which is expected to continue in April. The second ad-hoc research aimed at evaluating the size of the activity volume reduction in the economy and the reduction of employees number. Qualitative data collected from a representative sample (over 8000 companies) were used, at national level, but also by activity sectors, but also other quantitative statistical data. It was estimated a reduction in the volume of activity in the economy compared to a month with normal activity with 30% in March and 40% in April, respectively. The third research led to the estimation regarding the reduction size of the foreign trade activity by categories of companies grouped according to their size, the number of employees, the form of property, etc. The research was carried out on a representative sample of more than 1700 companies covering at national level about 70% of the foreign trade activity of the last month. 	4	27-Apr-20

52	Australia	Dissemination	COVID-19: Additional products to measure the impact	ABS is providing a range of additional, up-to-date information to enhance understanding of the social and economic impacts of COVID-19, including new information relating to the Australian Labour Market . In order that the ABS can continue to deliver critical economic and social statistics during this time, it has made some changes to some elements of the ABS Forward Work Program .	4	27-Apr-20
53	France	Dissemination	COVID-19 website of INSEE (in French)	The French National Institute of Statistics and Economic Studies (INSEE) published a dedicated COVID-19 website which informs about INSEE's activities in the context of COVID-19. It includes information about impacts on economic activity, number of deaths per day, indicators on living conditions, and displacements.	4	29-Apr-20
54	Italy	Dissemination	Website: Istat during the COVID-19 emergency	<p>A section of this website is dedicated to release of statistical information related to the pandemic, including information about demography, health and the economy. Istat has been contributing to managing the pandemic with the following products:</p> <ul style="list-style-type: none"> • Male, female and total deaths per age class, week of demographic event and municipality of residence at the time of death: Reference period: 01/01-04/04, Years 2015-2020 • Table on deaths per municipality, gender and age class (verified municipalities only): Reference period: 01/03-4/04, years 2019-2020 • Press release – The global outlook is dominated by the COVID-19 pandemic. The adverse impact of its necessary containment measures has caused an unprecedented demand and supply shock to international growth prospects. The rapidly changing scenario makes extremely difficult to quantify the impact of the pandemic on Italian economy using the short-term indicators. The March monthly report includes the first focus on the COVID-19 economic impact – 7 April 2020 • Press release – Due to operational issues caused by the current Covid-19 emergency, surveys on consumer and business confidence are suspended for the current month. Consequently, the press release and the I.stat database updates scheduled for April 24, 2020 are cancelled – 2 April 2020. <ul style="list-style-type: none"> • Press release – The health emergency and the consequent government containment measures influenced the consumer confidence climate and the business confidence climate – 27 March 2020. • The Eurozone Economic outlook – The dissemination of the related note is suspended because of the current difficulties in collection and interpretation of the data due to the health emergency in act – 27 March 2020. • Senate Act (summary) – The Italian National Institute of Statistics (Istat) aims at contributing with its data and analyses to the evaluation of the second Government decree dealing with the Covid-19 emergency (decreto-legge 17 marzo 2020, n. 18), which is currently under exam at the Senate Budget Commission – 25 March 2020. • Press release – COVID-19: no impacts on production of information and data – 19 March 2020. • Economic trends • Data and microdata on health • Data and microdata on population and households 	1	30-Apr-20
55	Italy	Planned activities	Survey on people involved in emergency response	A special commission formed by experts of the Ministry of Health, Civil Protection and Istituto Superiore della Sanità is working with Istat to organize a dedicated survey to study people involved in responding to the pandemic.	1	30-Apr-20
56	Italy	Planned activities	Three different special surveys	<p>Three different special surveys will be organised:</p> <ul style="list-style-type: none"> • Impact of the pandemic on family life • Public institutions • Economic impacts on enterprises. <p>The results of the surveys will be published. The 2020 Annual Report (June 2020) will report the first results of the surveys. The next release of the SDGs 2020 Report (May 2020) will include a section dedicated to effects of the pandemic.</p>	1	30-Apr-20
57	Netherlands	Dissemination	Collaboration with national agencies involved in disaster risk management and private data owners	Statistics Netherlands is closely working with our national crisis center and departments to provide them with the information they need. This includes data to evaluate policy scenario's, but we are also working on fast indicators for the state of the economy, mobility and society in general (including deaths). Statistics Netherlands is also setting up some new collaborations with private data owners for that purpose.	4	4-May-20
58	Netherlands	Dissemination	Website Coronavirus crisis: CBS figures	The website provides statistics on COVID-19 impact on public mobility, economy, public health, the social impact and the impact on supply chains	4	4-May-20
59	Netherlands	Challenges	Message to users of data and those provide data	Message to users of CBS data and those providing data to CBS: Explaining the challenges faced by the NSO and the need to produce reliable figures during the disaster.	4	4-May-20
60	Ireland	Dissemination	Impact of COVID-19 movement restrictions on road transport emissions	CSO statistical release of 3 June 2020: It combines the impact of Covid-19 movement restrictions while having an environment dimension (reduction in road transport emissions) and includes the impact of temperature on purchases of home heating oil.	4	12-Jun-20

61	Malaysia	Data collection	Report of Special Survey on Effects of COVID-19 on Economy and Individual – Round 1 https://www.dosm.gov.my/v1/index.php?r=column/cone&menu_id=d3pnMXZ4ZHJjUnpnYjNyUnJhek83dz09	This report provides a summary of findings Special Survey 'Effect of Covid-19 on the Economy and Individual' - Round 1, was conducted online by the Department of Statistics, Malaysia for the period 23rd - 31 March 2020 and 10 - 24 April 2020 respectively. 1 st round survey consists of 3 modules and 21 questions. A total of 168,182 respondents aged 15 years and above has participated in this survey. The analysis presented are based on respondent's feedback that includes qualitative personal opinion on economics, employment and spending pattern .	4	22-Jul-20
62	Malaysia	Data collection	Report of Special Survey on Effects of COVID-19 on Economy and Individual – Round 2 https://www.dosm.gov.my/v1/index.php?r=column/cone&menu_id=Skp1WWdzalp0aVZ6MG9jRUdlbXdwUT09	This report provides a summary of findings Special Survey 'Effect of Covid-19 on the Economy and Individual' - Round 2, was conducted online by the Department of Statistics, Malaysia for the period 10 - 24 April 2020. This 2 nd round survey consists of 4 modules and 36 questions. A total of 41,386 respondents aged 15 years and above has participated in this survey. The analysis presented are based on respondent's feedback that includes qualitative personal opinion on economics, employment, life style and education	4	22-Jul-20
63	Malaysia	Dissemination	Main Findings of Special Survey 'Effects of COVID-19 on the Economy and Companies' - Round 1 https://www.dosm.gov.my/v1/index.php?r=column/cone&menu_id=RkJtOTJJSIBJNSIOV1liM1JsKzdZUT09	This report provides a summary of findings Special Survey 'Effects of COVID-19 on the Economy and Companies/Business Firms' - Round 1, was conducted online by the Department of Statistics, Malaysia for the period 10 April - 1 May 2020. A total of 4,094 company/business firms has participated in this survey. The analysis presented are based on companies/business firms feedback that includes qualitative opinion on the effects of COVID-19 on the economics and employment.	4	22-Jul-20
64	Malaysia	Dissemination	Newsletter 2020 https://www.dosm.gov.my/v1/index.php?r=column/cone&menu_id=cnVtQ3g4enU4S25vMTZpcmRjZlQ2QT09	Newsletter were issued during the MCO period by various social and economic fields that illustrate the economic and social condition in the nation.	4	22-Jul-20
65	Malaysia	Dissemination	Special Bulletin https://www.dosm.gov.my/v1/index.php?r=column/cone&menu_id=VmZzbVh1NDQ5MkZqWGFxNzBUNGFTUT09	The Special Bulletin is the new initiative by DOSM in providing state and sectoral overview due to the impact of pandemic COVID-19 and the Movement Control Order (MCO).	4	22-Jul-20

66	Malaysia	Dissemination	<p>Summary of News Coverage on COVID-19 and Effect on the Economy</p> <p>https://www.dosm.gov.my/v1/index.php?r=column/cone&menu_id=cWNINGpsNWxLREI4VkRmMnRTWm1TQT09</p>	<p>This report provides summary of daily news coverage on COVID-19 issues and connecting between the effects of current economic situation with the Department's statistics. This information will be used to analyse the impact of COVID-19 in compiling the national statistics.</p>	4	22-Jul-20
67	Malaysia	Dissemination	<p>Selected Key Macro Statistics (FB DOSM)</p> <p>https://www.facebook.com/pg/StatsMalaysia/photos/?tab=album&album_id=2809575252397410&ref=pag_e_internal</p> <p>(Portal)</p> <p>https://www.dosm.gov.my/v1/index.php?r=column/cone&menu_id=VFdKQytBT01ZSmZGVkBMUdJT VVoZz09</p>	<p>This Newsletter were issued during the MCO period and as DOSM initiatives to share with publics about important value economic changes in Malaysia with daily updates. This Selected Key Macro Statistics updates the</p> <ol style="list-style-type: none"> 1. Daily: Index Stock Market, Currency, Petroleum, Oil Palm, Rubber prices and Covid19 Status 2. Weekly: Petrol Prices <ul style="list-style-type: none"> • Monthly: Reserve, Monetary aggregates, Loan Disbursed, Loan Disbursed for Wholesale Trade, Non-Performing Loans and Employees Provident Fund (EPF) 	4	22-Jul-20
68	Malaysia	Dissemination	<p>Blog writing on the COVID19 pandemic outbreak by the State Office and Subject Matter Division (SMD)</p>	<p>These blogs prepared by Subject Matter Division (SMD) in DOSM as an initiative to inform the public about the status of COVID-19 outbreak in Malaysia.</p> <p>Balance of Payments Statistics Malaysia Blog https://bopstatsmy.wixsite.com/blog</p> <ul style="list-style-type: none"> • Services Statistics Division Dosm Blog https://servicesstats.home.blog/ • Malaysian Bureau of Labour Statistics Blog https://mbldosm.blogspot.com/ • International Trade Statistics Division Blog https://bppadosm.wixsite.com/blog <p>DOSM Sabah Blog https://dosmsabah.weebly.com/blog</p>	4	22-Jul-20
69	Malaysia	Dissemination	<p>Current Statistics: COVID-19 by States in Malaysia</p> <p>https://www.dosm.gov.my/v1/index.php?r=column/cone&menu_id=UjJoNk9OalhZWIVHdEXiaGF1OW13UT09</p>	<p>This github page was developed by DOSM as an initiative to inform the public about the status of COVID-19 outbreak in Malaysia.</p> <p>Current Statistics: COVID-19 by States in Malaysia is based on official data from the Ministry of Health Malaysia and media agencies. All the contents are handpicked, filtered, and curated to the best extent to ensure that sources of information for the public to get real-time updates on the virus's reach and impact. The statistics are presented using an interactive visualisation or infographic to help the public to grasp the information.</p> <p>This page displays an interactive maps and visuals that show where the virus has spread, as well as the number of cases per state which reported by the Crisis Preparedness and Response Centre (CPRC).</p> <p>https://ukkdosm.github.io/covid-19</p>	4	22-Jul-20
70	Malaysia	Dissemination	<p>Virtual Press Conference through FB Live & Skype</p> <p>https://www.facebook.com/StatsMalaysia/</p>	<p>Covid19 has created a new norm that all NSOs will normalize. The new norm for DOSM is to hold Virtual Press Conference (PC) via Facebook (FB) Live and Skype. Virtual PC will announce the Statistics Publication (Release Data & Release Series) based on the Advanced Release Calendar (ARC) 2020.</p> <p>The Virtual PC will be held at 12:00 noon at the current release date and the announcement will be made by the Chief Statistician. Usually, when a publication is released, there will be a posting made via Social Media (FB, Instagram, Twitter). But now, DOSM is taking the next step in disseminating the publication via FB Live & Skype that will bring more effective awareness to the public.</p>	4	22-Jul-20

71	Montenegro	Planned activities	MONSTAT RESPONSE TO COVID-19 PANDEMIC	<p>Taking into account the current situation caused by COVID-19 pandemics, MONSTAT outlined the priority development aims for 2020-2021:</p> <ol style="list-style-type: none"> 1. To keep a continuity in providing services and production of priority statistical domains at the level of Montenegro statistical system 2. To transform IT system for data collection due to disabled access to reporting units (enterprises and households) 3. To recognize a demand for new indicators and dynamics for releasing official statistics due to COVID-19 4. To ensure a continuous staff education and development of new human resources <p>At the same time, the key challenges, activities and key indicators were outlined for each aim.</p>	5	07-Aug-20
72	Montenegro	Planned activities	MONSTAT information portal on COVID-19	<p>Emerging situation due to pandemics, affected directly the activities of the Statistical Office.</p> <p>MONSTAT has opened the domain of COVID-19 in order to more effectively inform the public about changes resulting from the COVID-19 pandemic, which have an impact on production of official statistics.</p> <p>In this regard, we highlight:</p> <p>Response to the COVID-19 pandemic that emerged in order to overcome key challenges, before all, due to the impossibility to collect data directly from households through a direct interview method; Important information intended for data users during the period of temporary measures; Additional methodological recommendations published by international institutions in order to overcome certain methodological difficulties caused by COVID-19; Additional data processing, at the request of the user, in order to understand the causes and consequences of COVID-19;</p>	3	07-Aug-20
73	New Zealand	Dissemination /Planned activities	COVID-19 information portal	<p>COVID-19 portal presents:</p> <ul style="list-style-type: none"> ■ COVID-19 data portal ■ Latest information releases that include effects of COVID-19 ■ Latest publications about COVID-19 ■ Information about data affected by COVID-19 	3	07-Aug-20
74	Norway	Dissemination	COVID-19 portal	The portal provides sets of statistics that are relevant to understanding how the coronavirus and the measures against it affect Norwegian society.	5	07-Aug-20
73	New Zealand	Dissemination	COVID-19 data portal	<p>Statistics New Zealand developed and maintains a data portal that reports on the changing state of aspects of New Zealand's economy since the COVID-19 outbreak. Some international data has been included for comparison.</p> <p>The data has been sourced from Stats NZ; other government organisations, including the Reserve Bank of New Zealand, The Treasury, Ministry of Social Development, banks, and international sources.</p> <p>Quality considerations are mentioned.</p>	3	10-Aug-20
74	New Zealand	Planned activities	Stats NZ Release calendar and COVID-19 effects statistics	Statistics New Zealand presents the statistics on the effects of COVID-19, as well as updates on confirmed and delayed releases.	3	10-Aug-20
75	Poland	Dissemination	Statistics related to COVID	Statistics and specific surveys organised by Statistics Poland are compiled to showcase the impact coronavirus pandemic on different life aspects in Poland	5	10-Aug-20
76	Portugal	Dissemination	COVID-19 Dashboard	The dashboard presents the situation of the pandemic, based on the information availability - daily update for the country level and weekly update of the pandemic situation at the municipality and NUTS II level.	3	10-Aug-20
77	Portugal	Dissemination	COVID-19 platform	Latest official statistical data in Portugal are published to monitor the social and economic impact of the Pandemic.	5	10-Aug-20
78	Romania	Analytical work	COVID-19 economic impact	<p>At the beginning of the COVID-19 pandemic, the National Institute of Statistics conducted several ad-hoc statistical surveys, Trends in the evolution of economic activity during March-April 2020, the Impact of SARS-COV2 on the volume of exports and imports of goods and the Impact Assessment COVID - 19 on economic environment in March and April 2020, to quantify the impact of the health crisis on economic activity and the volume of foreign trade, the results of which were of real interest to policy makers, the media and users in general. The implications of the pandemic on economic activity and the natural movement of the population underlie new national and European statistical data requirements on the impact of preventive measures on sectors of national economies. The National Institute of Statistics compiles flash estimates to measure the impact of COVID-19 on the economy and society, complemented by a collection of innovative practices that European Union countries have implemented to address key challenges, including the use of new data sources.</p>	3	10-Aug-20
79	Switzerland	Experimental statistics	SwissCovid App Monitoring	<p>The purpose of the SwissCovid app is to stop COVID-19 from spreading further and to identify any possible second wave in good time in order to tackle it more effectively. The app complements the cantons' conventional contact tracing of transmission chains. Pursuant to Article 12 of the Ordinance on the Proximity Tracing System for Coronavirus SARS-COV-2 (OPTS), the Federal Office of Public Health provides the Federal Statistical Office (FSO) with statistical data periodically and in fully anonymised form. The FSO publishes the number of active SwissCovid apps, the number of downloaded SwissCovid apps and the number of entered covid codes and updates these data on working days.</p> <p>The release of the app on 25th June 2020 allows for data to be analysed based on the infrastructure of the app-based proximity tracing. For this purpose, the FSO has published the number of active SwissCovid apps on a daily basis since 26th June 2020. This figure provides information on how the SwissCovid app is used by the population on a daily basis. From 23rd July 2020 onwards, the number of active SwissCovid apps is calculated using a new procedure.</p>	3	10-Aug-20
80	Switzerland	Dissemination	COVID-19 specific page	Statistical information on the current economic and social situation - official statistics constitute an essential basis for evidence-based decision making. The Federal Statistical Office (FSO) therefore publishes a special web page containing basic statistics. In order to deliver reliable results in this context, it is also continuing to collect information.	5	10-Aug-20
81	United States of America	Improving data fitness	Measuring Household Experiences during the Coronavirus (COVID-19) Pandemic	<p>The U.S. Census Bureau, in collaboration with five federal agencies, started producing data on the social and economic effects of COVID-19 on American households.</p> <p>The Household Pulse Survey was designed to deploy quickly and efficiently, collecting data to measure household experiences during the Coronavirus (COVID-19) pandemic. Data were disseminated in near real-time to inform federal and state response and recovery planning.</p> <p>The Household Pulse Survey asked individuals about their experiences in terms of employment status, spending patterns, food security, housing, physical and mental health, access to health care, and educational disruption.</p> <p>The questionnaire is a result of collaboration between the U.S. Census Bureau and the USDA Economic Research Service (ERS), the Bureau of Labor Statistics (BLS), the National Center for Health Statistics (NCHS), the National Center for Education Statistics (NCES), and the Department of Housing and Urban Development (HUD).</p> <p>The collected data enabled the Census Bureau to produce statistics at a state level and for the 15 largest Metropolitan Statistical Areas (MSAs). The survey also was designed to be longitudinal: data provide insights with regard to how household experiences changed during the pandemic.</p> <p>Data collection for the Household Pulse Survey began on April 23, 2020 and lasted 90 days. Data were released on a weekly basis.</p>	3	10-Aug-20

82	United States of America	Planned activities	BLS COVID-19 questions and answers	The page presents an aggregated information on the coronavirus impact on Bureau of Labour Statistics activity and programs. as well as on the indicators produced.	5	10-Aug-20
83	Australia	Analytical work	Measuring the impacts of COVID-19	Australian Bureau of Statistics releases a range of new statistics to help understand the impacts of COVID-19. New statistical releases provide information on: <ul style="list-style-type: none"> Business impacts such as cash flow and turnover Additional monthly analysis on hours worked, including reasons for working less hours, and quarterly hours worked analysis by industry Preliminary retail turnover data Interactive employment maps Preliminary import and export data COVID-related employment and health implications for households Additional analysis of short term overseas visitors and international students Interactive age and health conditions population maps 	5	11-Aug-20
84	Romania	Analytical work	Trends in the evolution of the economic activity in the period March - April 2020	In order to measure the impact of SARS-Cov.2, the National Institute of Statistics carried out an ad-hoc survey that was conducted between the 17th and 19th of March 2020 on the estimation of the evolution of activity and of the number of employees for the periods 17/19 - 31 March and 1 - 30 April 2020. The managers of the companies were asked about the perception on the evolution of the economic activity, respectively if they consider that the activity will be reduced by up to 25%, between 25-50%, over 50% or it will be closed, but also if the activity will not be reduced or it might even grow. Due to the uncertainty of the SARS-Cov.2 evolution, managers had the possibility to chose the answer "I can't estimate".	5	11-Aug-20
85	Croatia	Dissemination	Effects of the COVID-19 pandemic on socioeconomic indicators	The impact of COVID-19 pandemics on a selected set of socio-economic indicators presented as infographics and diagrams 	3	13-Aug-20
86	Albania	Dissemination	COVID-19 impact on selected indicators	COVID-19 impact on selected indicators presented as pdf. files and tables	3	13-Aug-20
87	Sweden	Dissemination	COVID-19	Statistics, news, and information related to the ongoing coronavirus (COVID-19) outbreak. 	3	13-Aug-20
89	Republic of Moldova	Dissemination	Infographics with relevant statistical data COVID-19	COVID-19 impact on selected statistical indicators presented as infographics 	3	13-Aug-20
90	Republic of Korea	Planned activities	KOSTAT response system to COVID-19 crisis	Contingency Plan related to the COVID-19 crisis was developed to support KOSTAT activity during the crisis. The Plan provides guidelines aggregated according the following areas: <ol style="list-style-type: none"> Guideline for Staff Work Arrangements Guideline for Field Interviewing KOSIS/DB Management Use of Big Data and Grasping the Situation 	3	13-Aug-20

91	Spain	Lessons learnt	Post-Covid: Innovation in products at the Spanish Statistics Office	The COVID-19 pandemic has produced changes in some statistical paradigms. One of the lessons learned has been that for analyzing what was happening and have the ability to react quickly and effectively, the information had to be available as quickly as possible, close to on a continuous basis and with enough degree of granularity. Thus, what could be understood as short-term statistics in a normal situation, drastically changes its meaning and the availability of data with a very high frequency (daily, weekly) becoming necessary for policy-makers and, in general for society. NSOs had to respond to this challenge, investigating and seeking for new sources of information and innovating in processes and products to be useful to population. This document describes some new and innovative statistical products elaborated at INE-Spain on an experimental basis that that are expected become official statistics in the near future, concerning mobility of people, daily turnover of big companies and, finally accounting population deaths on a weekly basis	4	30 Aug-21
92	Lithuania	Lessons learnt	Covid-19 Operation at Data Management – Production model for new generation statistics	The document reviews the experience of Statistics Lithuania (SL) in managing the operational data of the Covid pandemic, which is vital for the pandemic control, monitoring and decision-making with intention to preserve human health and lives. The emergency situation highlighted the importance of having a space in the state where the entire data ecosystem can be governed to meet the information needs, from data collection to outsourcing, and flexible user rights management in order to make decisions "here and now". This important task strengthened SL as an institution and increased the efficiency of its activities, which the organization lacked before this challenge. However, although it has had a huge impact on the growth of the reputation and brand of SL, this step represents a longterm strategic change in the main activity of the organization – the production of official statistics. An efficient data management model developed in a short time is being introduced to produce official and experimental statistics. This allows to expect significant changes in the level of detail and relevance of statistics, as well as new quality services for the state, science, business and society. The timely decisions of SL and quick actions to take the operational management of Covid statistics created the preconditions for the implementation of a much higher ambition – to fundamentally change the role of SL and become a state data steward.	4	30 Aug-21
93	Germany	Lessons learnt	Covid crisis – lessons learned	The paper presents the experience of the German Federal Statistical Office during the Covid pandemic: measures taken to ensure a safe working environment and continuity of statistics production, innovations addressing new user demand and lessons learnt from the crisis.	4	30 Aug-21
94	Norway	Lessons learnt	The response and handling of the Covid-19 crisis	The paper presents Statistics Norway's response to the Covid-19 pandemic, focusing on key enablers allowing the organization to react quickly and continuously adjust to the phases of the crisis.	4	30 Aug-21
95	Australia	Lessons learnt	Innovation in a time of crisis – the Australian Bureau of Statistics' response to Covid-19	The coronavirus (Covid-19) pandemic created uncertainty for the economy and society. The pandemic provided an opportunity for the Australian Bureau of Statistics (ABS) to demonstrate the critical role of official statistics. As national statistical organisations, we need to produce high quality essential statistics but also to maintain the health and wellbeing of our people and the trust of our providers. This document presents the ABS journey from the early pandemic response, shift to recovery and preparing for beyond and the 'new normal'. The paper highlights that a collaborative culture, which brings people with diverse capabilities together, enables innovation which resulted in more timely insights and statistics.	4	30 Aug-21
96	Finland	Lessons learnt	Covid-19 Situation Room: successful partnership with academia and public sector organisations	The document describes the experience of establishing the Covid-19 Situation Room by Statistics Finland and Helsinki Graduate School of Economics. The Situation Room uses data from private and public sources and has enabled providing extensive and timely information for policymaking during the crisis. The document describes the creation of the Situation Room, its main achievements, lessons learnt in the process and future plans.	4	30 Aug-21
97	Mexico	Lessons learnt	Covid-19 and its effects on the production of statistics at the National Institute of Statistics and Geography of Mexico	The document presents the effects of the Covid-19 pandemic on the production of statistics at the National Institute of Statistics and Geography of Mexico (INEGI) during the Covid-19 pandemic.	4	30 Aug-21
98	New Zealand	Lessons learnt	Stats New Zealand's response to changing needs for economic data brought on by Covid-19	The document presents Stats New Zealand's response to changing needs for economic data brought on by the Covid-19 pandemic. The health crisis brought on by the Covid-19 virus meant that the data landscape came to be dominated by a new set of statistics: reports on the number of people infected, having recovered or killed by the disease. These data appeared in near real-time and were updated daily, often on the same day, and very quickly came to drive policymaking. The absence of near real-time data on the impacts of lockdown measures on other economic, social and environmental phenomena meant that the immediate trade-offs on these other aspects of wellbeing were largely invisible and could only be anticipated or conjectured. This left many policymakers in the dark about the impacts of Covid containment measures on their respective areas of responsibility.	4	30 Aug-21
99	Poland	Lessons learnt	Covid-19 pandemic as a trigger of change – the case of Statistics Poland	This document discusses the challenges related to the Covid-19 pandemic faced by Statistics Poland, and selected measures taken to address them. They were associated with an increased demand for the data to observe the effects of the pandemic in various socioeconomic domains in the shortest possible time. This, in turn, called for the changes in a number of organisational arrangements during different phases of the Covid-19 crisis. The article outlines the findings from a project currently underway at Statistics Poland with the assistance of PricewaterhouseCoopers. It builds on an innovative and agile approach, to help the organization prepare for potential disturbances in the future.	4	30 Aug-21

100	CES Bureau /invited chief statisticians	Lessons learnt	Summary of key points from the Chief Statisticians' sprint on "Innovation, business continuity and staff motivation during the pandemic"	A "sprint" session for CES Bureau members and a few invited chief statisticians was held on 2 June 2021 to discuss innovation, business continuity and staff motivation during the pandemic. This paper summarizes the key points from the discussion, as an input to the CES Plenary Session, agenda item 2 (b) Innovation in National Statistical Offices organization and working arrangements, organized by Poland, New Zealand and the UNECE secretariat.	4	30 Aug-21
-----	---	----------------	--	--	---	-----------

[Top of the page](#)

Do you have questions or want to share your experience ? Let us know in the comments below

You need to log in to be able to add comments. If you are not a registered user, please [click here to register](#).