

# Reforming Travel & Tourism Statistics

---

Tracy Davies

International Passenger Survey  
Delivery & Development Lead

22 May 2024

# Presentation Outline

1. Travel and Tourism Statistics ('as is')
2. Travel and Tourism Transformation ('to be')

# The International Passenger Survey (IPS)

---

- Face-to-face survey that is conducted in airports and ports for passengers arriving and departing the UK.
- Approximately 285,000 interviews take place each year in major air, sea and rail ports.
- The survey has run (almost) consistently since 1961, until it was paused March to December 2020 due to COVID-19.
- IPS operation employs around 200 field staff across the UK.
- Costs £5.8 million per year to run; this includes staff salaries, as well as paying for offices and locations within the ports.

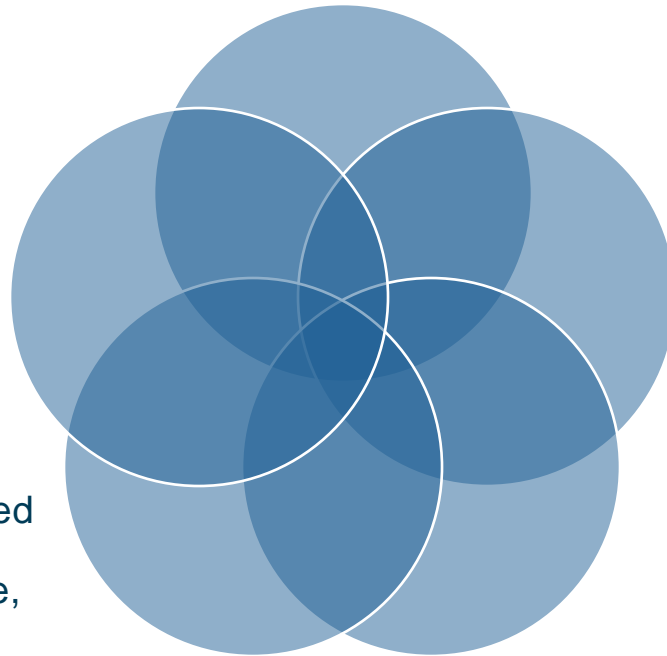
# Who uses the IPS data?

---

**Tourism policy** – DCMS, Devolved Administrations, National Tourist Boards

**Tourism planning and analysis** – Industry, Local Authorities, National Tourist Boards, Academia

**National Accounts** – expenditure used in Trade, Balance of Payments, Household Expenditure, CPI & Environmental Accounts



**Migration** – primary source prior to the move to use administrative data. Still used in the short-term for measuring British Nationals.

**Tourism Satellite Account** – produced by ONS on behalf of Department for Culture Media and Sport

# Travel and Tourism Reform Project (TTRP)

---

The Office for Statistical Regulation (OSR) conducted a compliance check of ONS travel and tourism statistics in 2019 and in response, ONS carried out a full review of travel and tourism statistics.

The aims of the review were to:

- Understand the needs of our users in T&T statistics
- Recommend how T&T statistics should be transformed
- Agree an implementation plan to deliver the transformation

As a result of the review, the Travel and Tourism Reform Project was commenced. This project aims to deliver more efficient, accurate and coherent T&T statistics.

A final report from the review was published that outlined plans to transform the way we collect T&T data.

# TTRP New Design

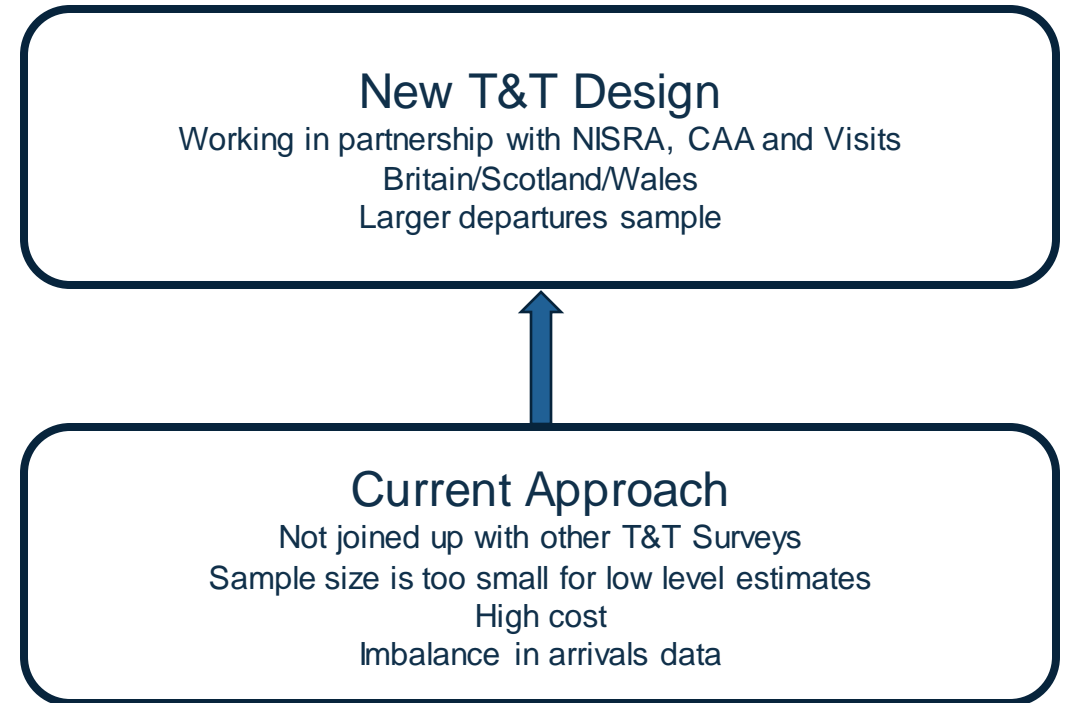
---

## From 1 July 2024:

- Harmonising the new IPS departures survey with Civil Aviation Authority (CAA) and Northern Ireland Statistics and Research Agency (NISRA).
- Stopping IPS arrivals and using the Great Britain Tourism Survey (GBTS) for UK resident data.

## Longer-term ambition:

- To use administrative data (e.g. Advanced Passenger Information). This is currently in the explorative phase.



# New departures design: harmonising with the CAA

- The Civil Aviation Authority (CAA) currently runs their own departures passenger survey in UK airports. Due to a large overlap, the IPS and CAA surveys will be harmonised from July 2024.
- IPS data will be collected at departure gates for selected flights (whereas the current methodology is a random sample of all passengers who are interviewed before or after security) which is similar to how CAA operates.



More precise estimates  
(increased consistency)



Less biased on residence  
estimates ((increased sample  
size)



Field staff enjoyed working in  
this new design (from pilots)



More efficient builds  
(reproducible analytical  
pipelines)

# New arrivals design

UK Residents tourism data is changing on the IPS

There will now be two sources of UK Residents expenditure, since face-to-face Arrivals will be stopping



1 IPS Departures Survey collects pre-departure spend (At the gate)

2 Great British Tourism Survey & Great British Day Visits Survey collect post-departure spend (Online HH survey)

- Regression models will be derived from the online HH survey data
- The models will predict an average post-departure spend for people who have returned from an overseas trip in a particular month, with similar characteristics (nights, destination, purpose).
- These characteristics (including month of departure) will also be collected on the larger IPS Departures survey - interviewing UK residents about spend so far before they depart.

UK Departure case X

UK 'Arrivals' data

Total spend for IPS case X

- Spain
- 7 nights
- Holiday
- July
- Pre-departure spend = £1000



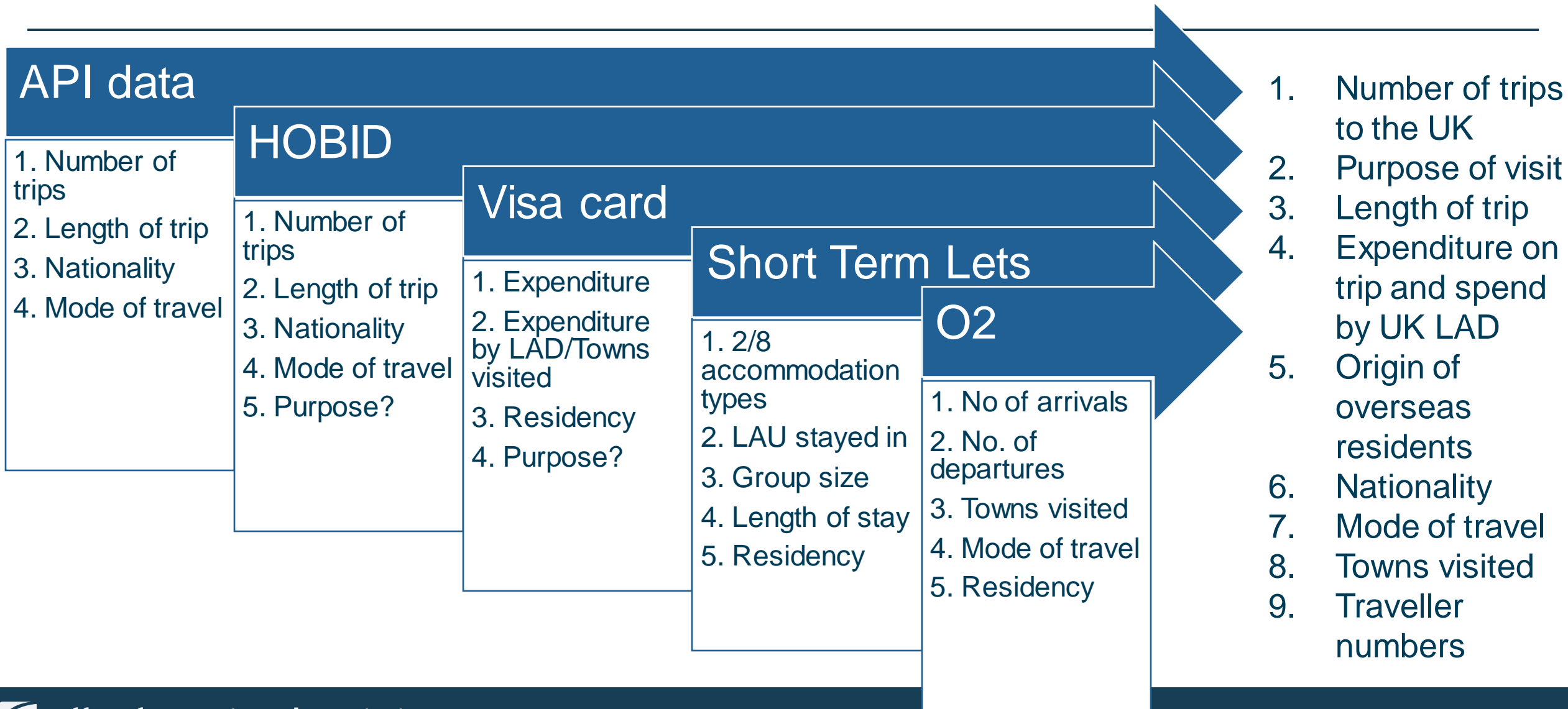
- Spain
- 7 nights
- Holiday
- July
- Modelled avg post-departure spend = £250



£1000 + £250 = £1250



# Administrative Data: Longer-Term Ambition



# Thank you.

To stay up to date with our work, please [subscribe to our newsletter](#).

Mailbox: [Travel.and.Tourism@ons.gov.uk](mailto:Travel.and.Tourism@ons.gov.uk)

Publication: Improving our travel and tourism statistics Jun 2024