

# **ACTIVE AGEING INDEX**

## **IN THE REPUBLIC OF MOLDOVA**

**Olga GAGAUZ, PhD in Sociology, vice director of  
the National Institute for Economic Research of the Academy of Sciences of Moldova**

**[gagauzo@inbox.ru](mailto:gagauzo@inbox.ru)**

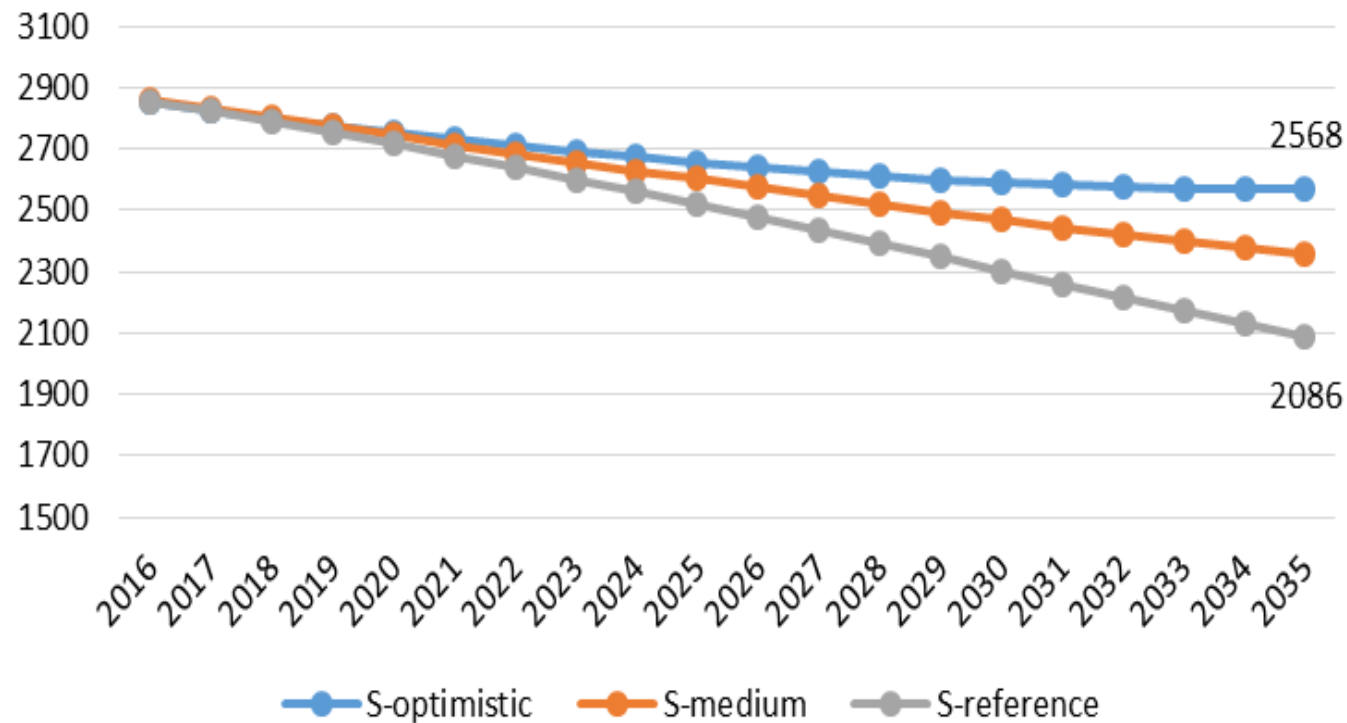
---

**Centre for Demographic Research, NIER Academy of Sciences of Moldova**

**[www.ccd.md](http://www.ccd.md)**

# Republic of Moldova (without Transnistria)

Number of population (thousands)

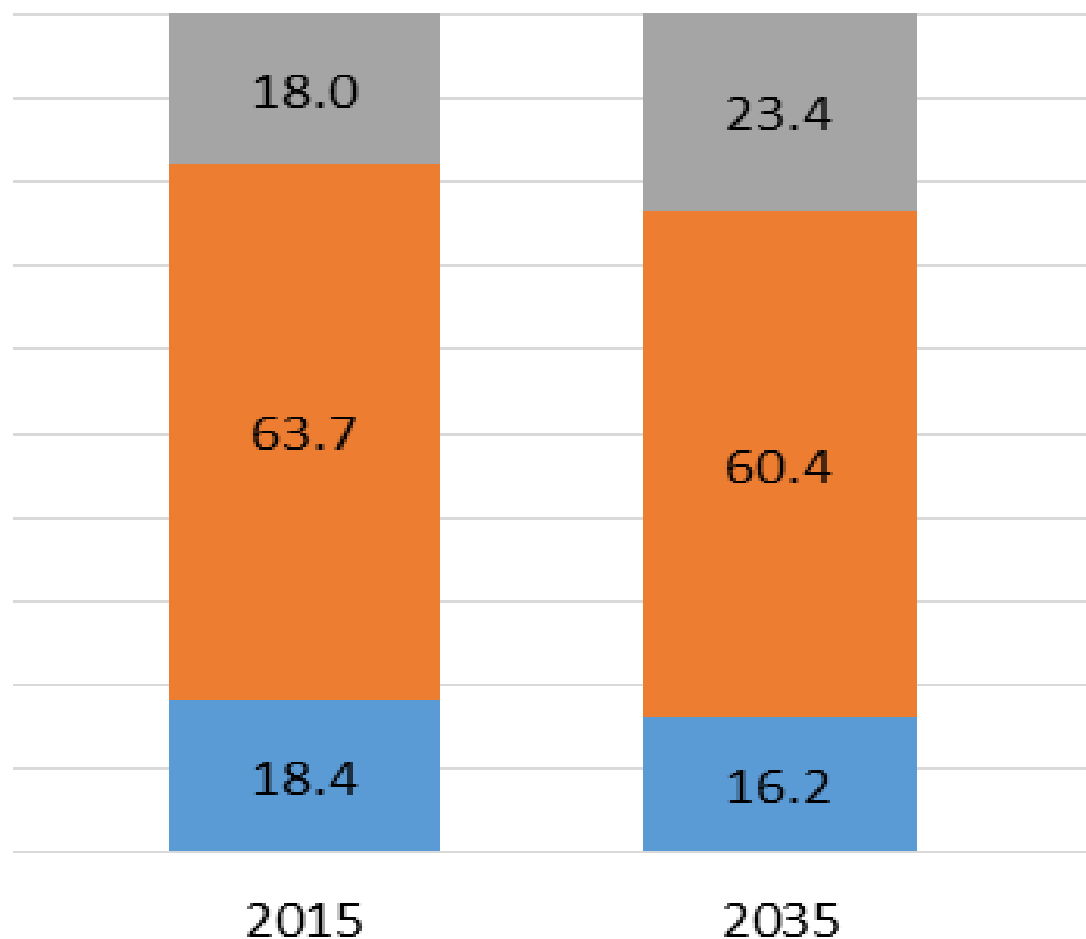


In the following decades the population decline will continue at rapid pace, and the annual decrease in population will fluctuate between 1.1-2%.

**Source:** Demographic projection of de Centre for Demographic Researches // Population Situation Analyses. Chisinau, 2016

## Age structure, %

■ 0-14 ■ 15-59 ■ 60+



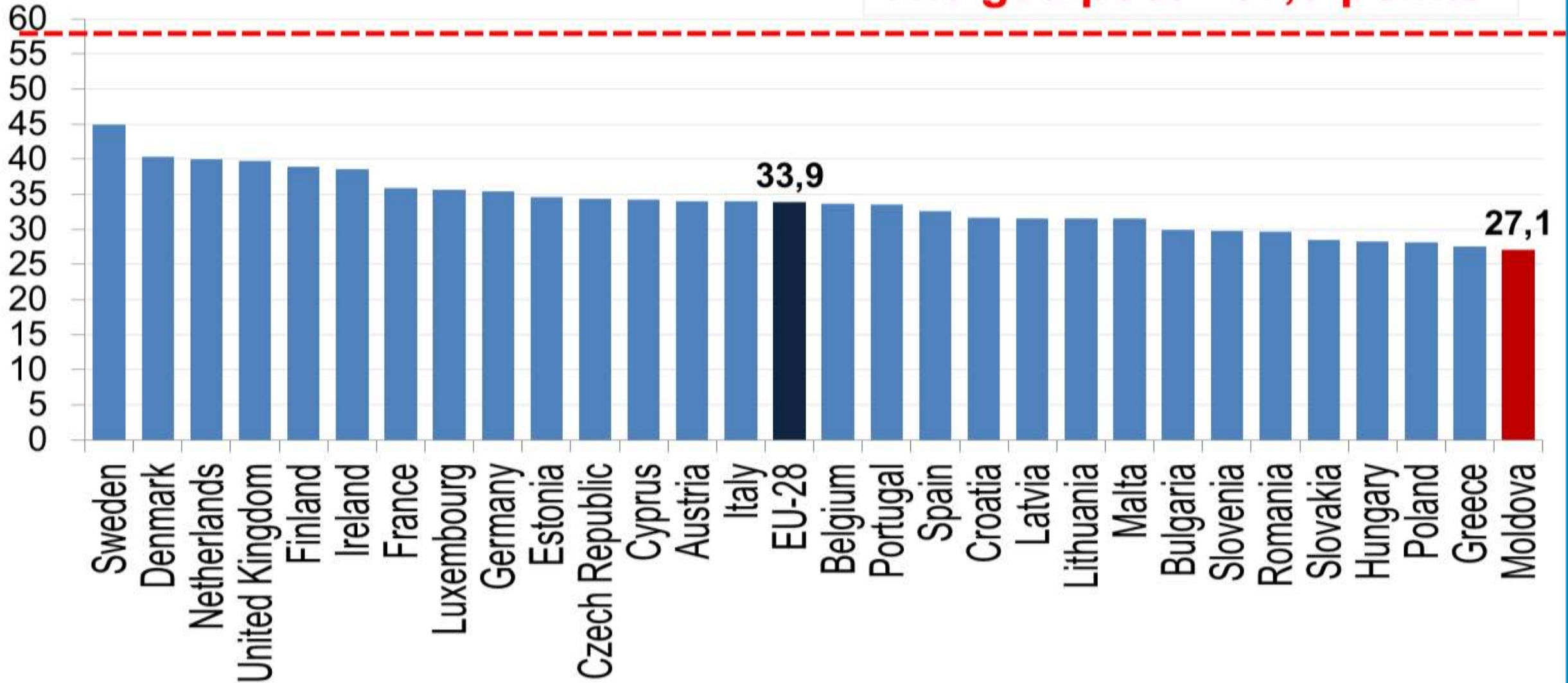
According to *population* forecast, by **the year 2035**:

- proportion of population of 60 years and more will increase from 18% in 2015 to 23.4%;
- number of children (0-14 years) and work age population (15-59 years) will **decrease**.

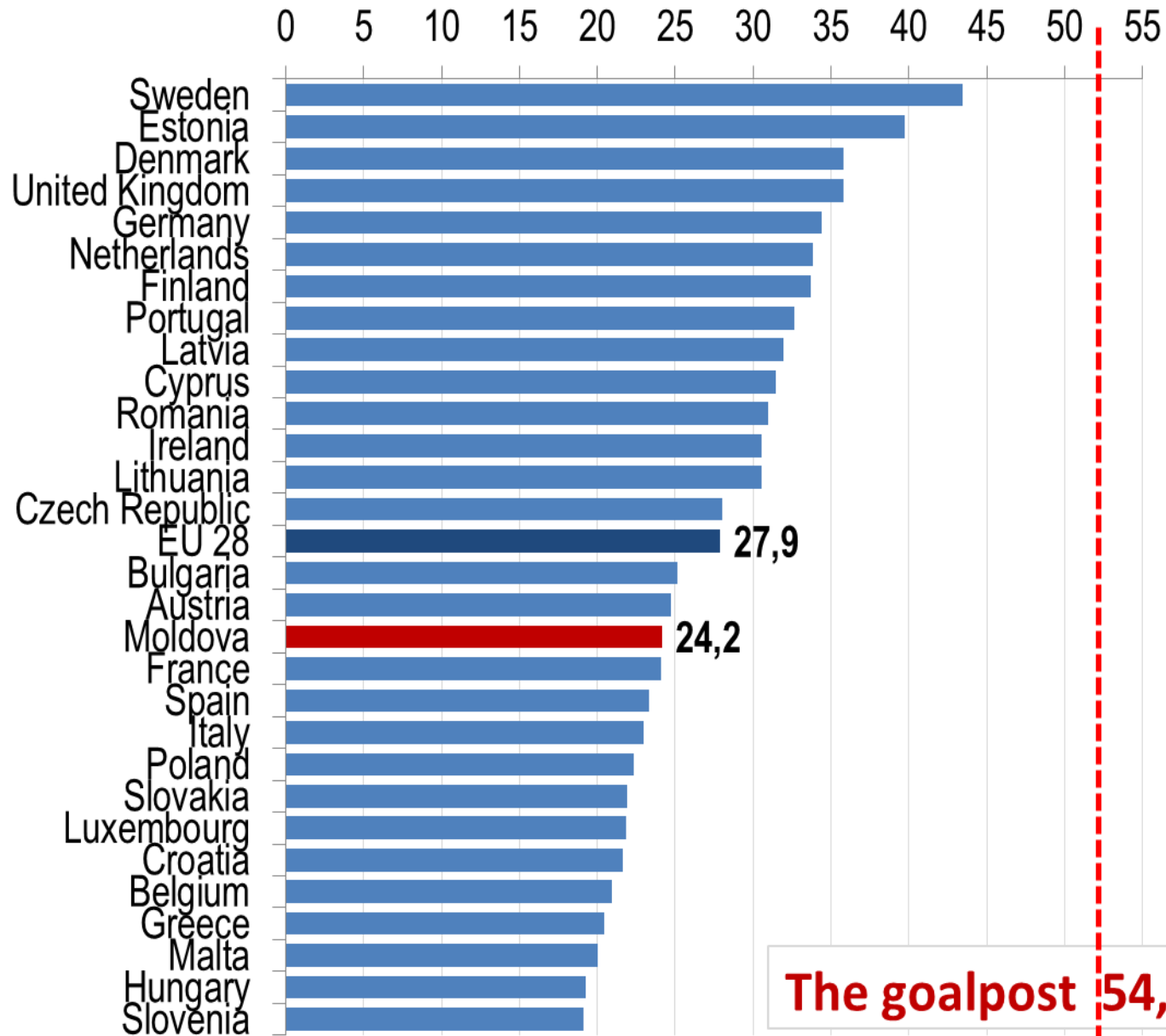
**Source:** *Population* projection of de Centre for Demographic Researches // Population Situation Analyses. Chisinau, 2016

# Active Ageing Index (AAI)

The goalpost - 57,5 points



## EMPLOYMENT



The goalpost 54,2

Employment rate at age

**Moldova**

**EU-28**

%

55-59

49,0

62,2

60-64

27,6

31,5

65-69

13,4

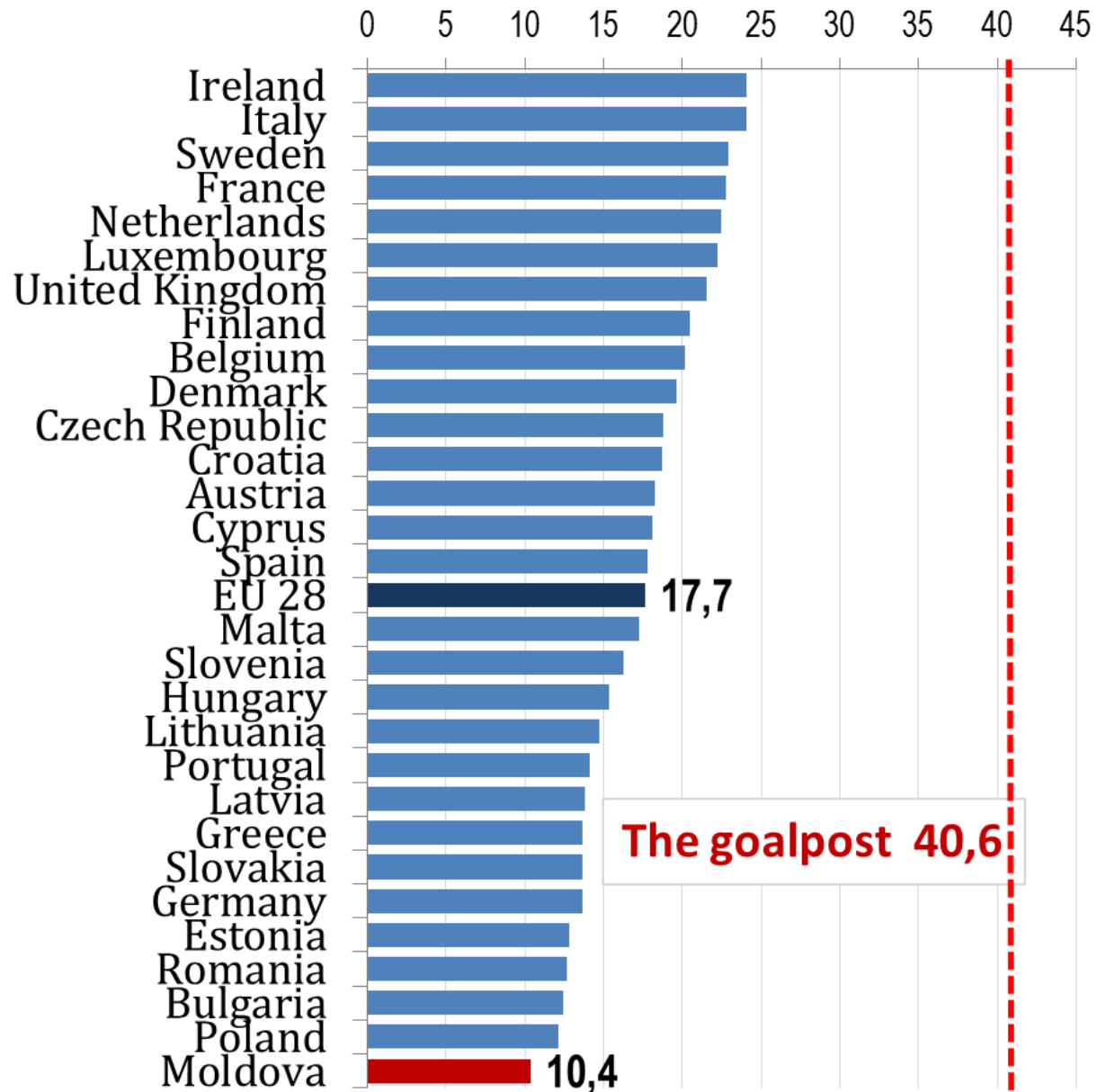
11,6

70-74

6,6

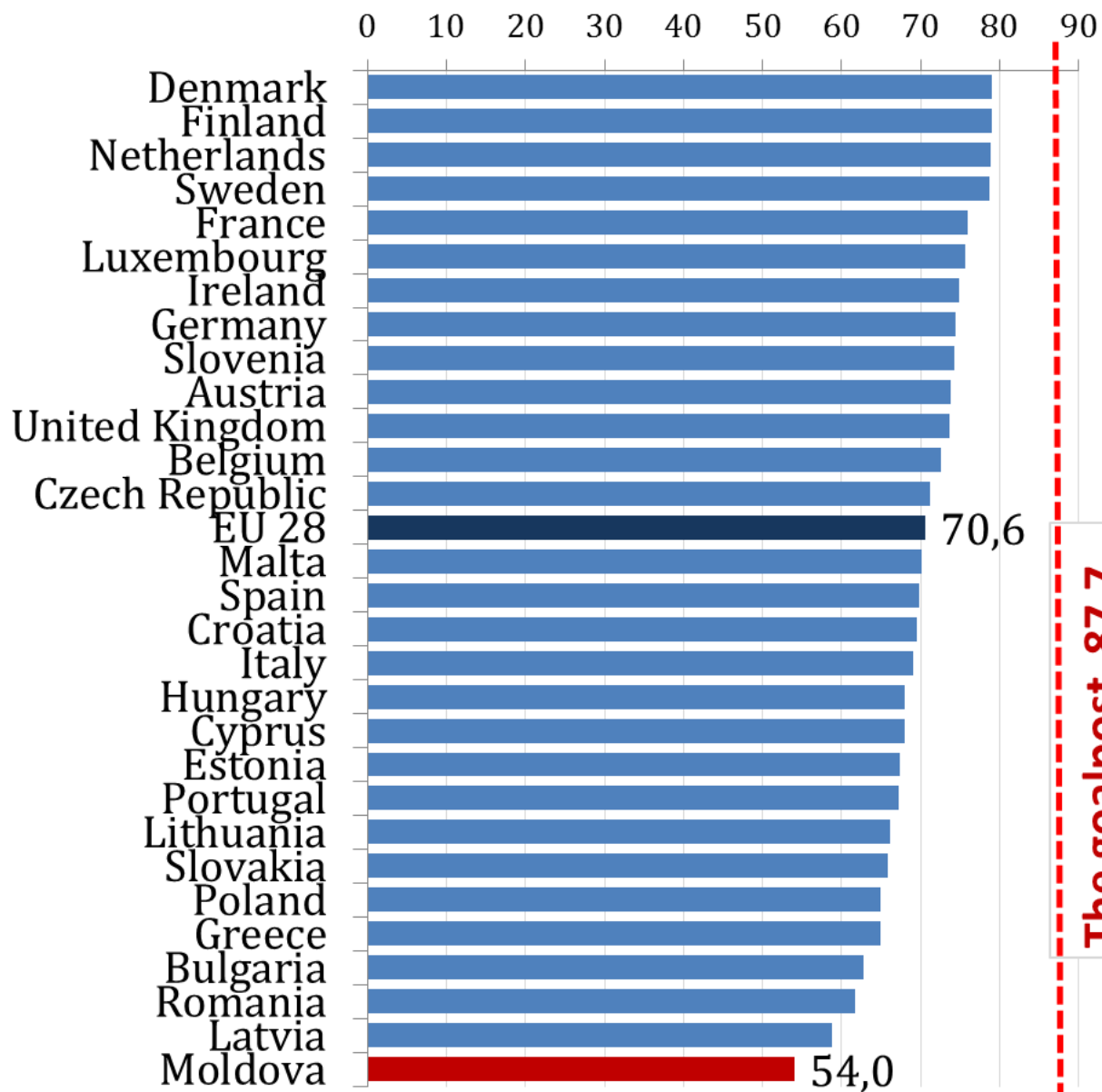
6,1

## PARTICIPATION IN SOCIETY



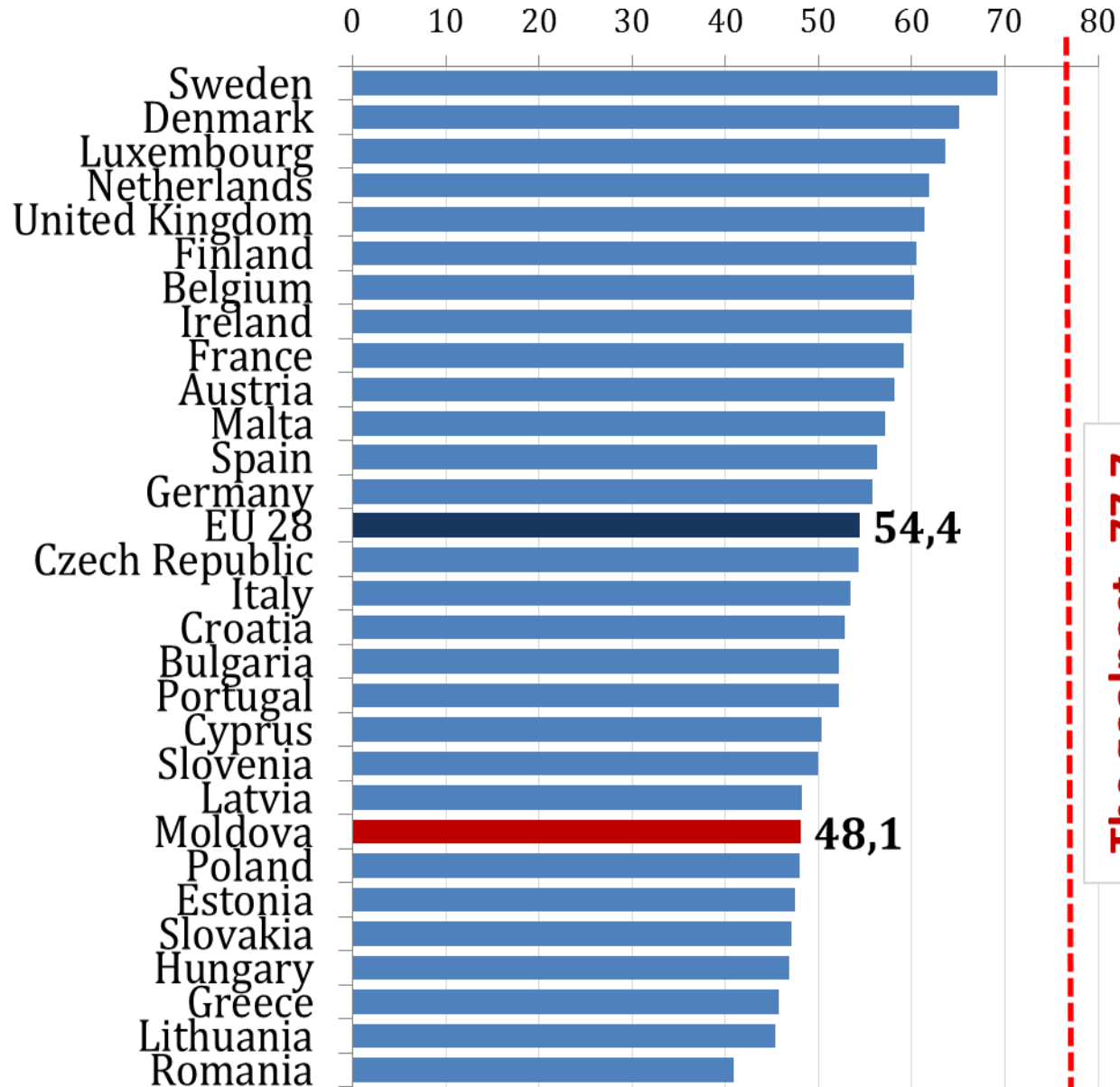
Participation in society	Moldova	EU-28
	%	
Voluntary activities	4,4	8,9
Care to children, grandchildren	31,0	32,5
Care to older adults	3,8	12,9
Political participation	1,9	17,2

## INDEPENDENT, HEALTH & SECURE LIVING



Independent, healthy & secure living	Moldova	EU-28
	%	
<i>Physical exercise</i>	14,7	15,6
<i>Acces to health and dental care</i>	72,6	88,2
<i>Independent living arrangements</i>	72,6	84,2
<i>Relative median income</i>	54,6	86,3
<i>No poverty risk</i>	84,1	93,0
<i>No material deprivation</i>	57,4	90,0
<i>Physical safety</i>	39,6	69,3
<i>Lifelong learning</i>	0,3	4,5

# CAPACITY AND ENABLING FOR ACTIVE & HEALTY AGEING



Capacity and enabling environment for active & healthy ageing	Moldova	EU-28
		%
Remaining life expectancy at age 55, as a share of the target of 50 years	43,2	53,8
Share of healthy life years in the remaining life expectancy at age 55	66,4	53,2
Mental well-being	62,1	64,5
Use of ICT	2,9	40,8
Social connectedness	32,2	49,0
Educational attainment	51,1	59,7



## The use of the AAI in policy documents

The active ageing principle was used for Action Plan on Active Ageing (2017-2021) as part of the Road Map on Mainstreaming Ageing.

The AAI is to be used for monitoring the progress of the Action Plan on Active Ageing. As a result of the implementation of this Plan, the Government is estimating to increase the AAI by 25%.

### Main objectives:

- To promote life-cycle approach towards ageing;
- To integrate ageing issues into all policy areas in order to adjust society and economy to the demographic changes and create a society for all ages;
- To ensure the integration and full participation of elderly in society;
- To promote fair and sustainable economic growth as response to active ageing;
- To adjust social protection system as a response to demographic changes and their social and economic costs;
- To promote lifelong learning;
- To ensure the quality of life for all ages and maintain independent living, health and well-being of elderly.

---

# Thank you

[www.ccd.md](http://www.ccd.md)